

BROILER

EFFICIENCY PRO x ROSS 308 *EFFICIENCY PRO x ROSS 308 FF*

Performance Objectives

2022



Introduction

The Efficiency Pro™ (EP) x Ross® 308 broiler is available in two types, a slow-feathering bird which produces sexable broilers (Ross 308) and one which produces all fast-feathering broilers (Ross 308 FF). The sexable-type produces fast-feathering female broilers and slow-feathering male broilers. This allows the broilers to be sexed in the hatchery by evaluating feather development differences. This booklet contains the performance objectives for the Efficiency Pro x Ross 308 and the Efficiency Pro x Ross 308 FF broiler and is to be used with the Ross Broiler Management Handbook.

Performance

These objectives indicate the performance achievable under good management and environmental conditions and when feeding recommended nutrient levels.

Producers may find that local factors prevent such performance from being achieved. For example:

- The availability of raw materials may limit nutrient content and intake.
- Extreme climatic conditions will reduce performance.
- Economic considerations may limit choice of production systems.

Therefore, average performance may be lower than the figures presented here.

The objectives are presented in two sections to reflect the global nature of the publication.

Section 1 g contains the performance data in metric measurement, and

Section 2 lb contains imperial measurements.

In the tables, values are rounded. This may result in small inaccuracies when using the objectives to calculate other performance statistics.

Carcass and carcass component yields will vary among processing plants depending on the type of equipment being used (e.g. carcass chilling technology, automated versus manual deboning, sampling procedures or cutting variation) and the exact carcass component being produced. The carcass and carcass component yield values provided herein are based on extensive data analysis from trials conducted by Aviagen®. These values will differ from prior publications due to new and more extensive data analysis and genetic changes over time. When comparing these values to observations within an operation, keep in mind that how the carcass or carcass component is defined can significantly impact the quantitative value. For example, as % of live weight, carcass yield can differ >2% due to the presence/absence of abdominal fat pad, water retention differences resulting from the method of carcass chilling, and cutting techniques used in the processing plant and feed withdrawal practices. Further, dietary amino acid and energy density can significantly affect carcass and carcass component yield values. Aviagen will continue to evaluate these values.

Every attempt has been made to ensure the accuracy and relevance of the information presented. However, Aviagen accepts no liability for the consequences of using the information for the management of chickens.

For further information on the management of Ross stock, please contact your local Ross representative.

Contents

02		Key Management Points
03	Section 1 <i>g</i>	As-Hatched Performance
04	Section 1 <i>g</i>	Male Performance
05	Section 1 <i>g</i>	Female Performance
07	Section 2 <i>lb</i>	As-Hatched Performance
08	Section 2 <i>lb</i>	Male Performance
09	Section 2 <i>lb</i>	Female Performance
11		Carcass Yield - Male
12		Carcass Yield - Female

Key Management Points

Cost effective production of chicken meat depends on achieving good bird performance; the following points are important for optimizing performance of the Efficiency Pro x Ross 308 and the Efficiency Pro x Ross 308 FF broiler:

- Maximize chick quality by good management of hatching, storage and transport conditions.
- Design the brooding set-up to ensure easy access to water and feed at placement and to ease the transition between supplementary systems and the automated feeders and drinkers at 4-5 days.
- Feed a highly digestible, and nutritionally balanced Starter diet.
- Keep chicks in their thermal comfort zone by monitoring chick behavior, but beware of low relative humidities (less than 50% RH). Establish a minimum ventilation program from day one.
- Monitor crop fill, feeding and drinking behavior and 7-day live weight to allow continuous improvement of the brooding set-up.
- Keep birds in their thermal comfort zone throughout the growing period. Fast growing broilers produce large amounts of heat, particularly in the second half of the grow-out period. Keeping ambient temperatures less than 21°C (69.8°F) from 21 days onwards may improve growth rates.
- Maintain high standards of biosecurity and cleanliness to keep disease challenge to a minimum.



As-Hatched Performance

Day	Weight (g) ¹	Daily Gain (g)	Av. Daily Gain (g)	Daily Intake (g)	Cum. Intake (g) ²	FCR ³
0	44					
1	62	18			12	0.193
2	80	18		16	28	0.347
3	101	21		20	47	0.470
4	124	23		23	70	0.569
5	150	26		27	97	0.649
6	179	29		31	128	0.714
7	211	32	24	34	162	0.769
8	246	35	25	38	201	0.815
9	285	39	27	42	243	0.853
10	327	42	28	47	290	0.887
11	372	45	30	51	341	0.917
12	421	49	31	56	397	0.944
13	472	52	33	61	457	0.968
14	528	55	35	65	523	0.991
15	586	59	36	70	593	1.012
16	648	62	38	76	669	1.032
17	713	65	39	81	750	1.052
18	781	68	41	86	836	1.071
19	852	71	43	92	928	1.089
20	925	74	44	97	1025	1.108
21	1002	76	46	103	1128	1.126
22	1081	79	47	108	1236	1.144
23	1162	81	49	114	1350	1.162
24	1246	84	50	120	1470	1.180
25	1331	86	51	125	1595	1.198
26	1419	88	53	131	1725	1.216
27	1509	90	54	136	1861	1.234
28	1600	91	56	142	2003	1.252
29	1693	93	57	147	2150	1.270
30	1787	94	58	152	2302	1.288
31	1882	95	59	157	2459	1.306
32	1979	96	60	162	2621	1.325
33	2076	97	62	167	2788	1.343
34	2174	98	63	171	2959	1.362
35	2273	99	64	176	3135	1.380
36	2372	99	65	180	3315	1.398
37	2471	99	66	184	3500	1.417
38	2571	100	66	188	3688	1.435
39	2670	100	67	192	3880	1.454
40	2770	99	68	196	4076	1.473
41	2869	99	69	199	4275	1.491
42	2968	99	70	202	4478	1.510
43	3067	99	70	206	4683	1.528
44	3165	98	71	208	4892	1.547
45	3262	98	72	211	5103	1.566
46	3359	97	72	214	5316	1.584
47	3455	96	73	216	5532	1.603
48	3550	95	73	218	5750	1.621
49	3645	94	73	220	5970	1.640
50	3738	93	74	222	6192	1.658
51	3830	92	74	223	6415	1.677
52	3921	91	75	225	6640	1.695
53	4012	90	75	226	6866	1.714
54	4100	89	75	227	7093	1.732
55	4188	88	75	228	7321	1.750
56	4275	86	76	229	7550	1.769

¹ On-farm body weight (i.e. feed present in intestinal tract).

² Feed consumption per living bird.

³ FCR includes initial body weight at placement and does not account for mortality.

NOTE: In the table the values are rounded. This may result in small inaccuracies when using the objectives to calculate other performance statistics.



Male Performance

Day	Weight (g) ¹	Daily Gain (g)	Av. Daily Gain (g)	Daily Intake (g)	Cum. Intake (g) ²	FCR ³
0	44					
1	61	17			11	0.178
2	79	18		15	26	0.324
3	100	20		19	44	0.443
4	123	23		22	67	0.542
5	149	26		26	93	0.623
6	178	29		30	123	0.691
7	211	32	24	34	158	0.749
8	246	36	25	39	196	0.797
9	286	39	27	43	240	0.839
10	328	43	28	48	288	0.876
11	375	46	30	53	340	0.908
12	425	50	32	58	398	0.937
13	479	54	33	63	461	0.963
14	536	57	35	68	529	0.987
15	597	61	37	74	602	1.009
16	661	65	39	79	681	1.030
17	730	68	40	85	766	1.050
18	801	72	42	91	857	1.070
19	876	75	44	97	953	1.089
20	954	78	46	103	1056	1.107
21	1035	81	47	109	1165	1.125
22	1120	84	49	115	1279	1.143
23	1207	87	51	121	1400	1.161
24	1296	90	52	127	1527	1.178
25	1389	92	54	133	1661	1.196
26	1484	95	55	139	1800	1.213
27	1581	97	57	145	1945	1.231
28	1680	99	58	151	2096	1.248
29	1781	101	60	157	2254	1.266
30	1883	103	61	163	2417	1.283
31	1988	104	63	169	2585	1.301
32	2093	106	64	174	2760	1.318
33	2200	107	65	180	2939	1.336
34	2308	108	67	185	3124	1.354
35	2417	109	68	190	3314	1.371
36	2526	109	69	195	3509	1.389
37	2636	110	70	200	3708	1.407
38	2747	110	71	204	3913	1.425
39	2857	111	72	208	4121	1.442
40	2968	111	73	213	4334	1.460
41	3079	111	74	217	4550	1.478
42	3190	111	75	220	4771	1.496
43	3300	110	76	224	4995	1.514
44	3410	110	77	227	5222	1.531
45	3520	110	77	230	5452	1.549
46	3629	109	78	233	5685	1.567
47	3737	108	79	236	5921	1.585
48	3844	107	79	239	6160	1.602
49	3951	107	80	241	6401	1.620
50	4057	106	80	243	6644	1.638
51	4161	105	81	245	6888	1.655
52	4265	104	81	247	7135	1.673
53	4367	102	82	248	7383	1.691
54	4468	101	82	249	7633	1.708
55	4568	100	82	251	7883	1.726
56	4667	99	83	252	8135	1.743

¹ On-farm body weight (i.e. feed present in intestinal tract).

² Feed consumption per living bird.

³ FCR includes initial body weight at placement and does not account for mortality.

NOTE: In the table the values are rounded. This may result in small inaccuracies when using the objectives to calculate other performance statistics.

Female Performance

Day	Weight (g) ¹	Daily Gain (g)	Av. Daily Gain (g)	Daily Intake (g)	Cum. Intake (g) ²	FCR ³
0	44					
1	62	18			13	0.208
2	81	19		17	30	0.370
3	101	21		21	50	0.496
4	125	23		24	74	0.595
5	151	26		27	102	0.674
6	180	29		31	133	0.738
7	212	32	24	34	167	0.789
8	246	35	25	38	205	0.832
9	284	38	27	42	247	0.868
10	325	41	28	46	292	0.899
11	369	44	30	50	342	0.926
12	416	47	31	54	396	0.951
13	466	50	32	58	454	0.974
14	520	53	34	63	517	0.995
15	576	56	35	67	584	1.015
16	634	59	37	72	656	1.034
17	696	62	38	77	733	1.053
18	760	64	40	82	815	1.072
19	827	67	41	87	902	1.090
20	896	69	43	92	994	1.108
21	968	72	44	97	1091	1.127
22	1042	74	45	102	1193	1.145
23	1117	76	47	107	1300	1.163
24	1195	78	48	112	1412	1.181
25	1274	79	49	117	1529	1.200
26	1355	81	50	122	1651	1.218
27	1437	82	52	127	1778	1.237
28	1521	84	53	132	1909	1.256
29	1605	85	54	136	2046	1.274
30	1691	86	55	141	2187	1.293
31	1777	86	56	145	2332	1.312
32	1865	87	57	150	2482	1.331
33	1952	88	58	154	2636	1.350
34	2040	88	59	158	2794	1.369
35	2129	88	60	162	2956	1.389
36	2217	89	60	166	3122	1.408
37	2306	89	61	169	3291	1.427
38	2395	89	62	173	3464	1.446
39	2483	88	63	176	3639	1.466
40	2571	88	63	179	3818	1.485
41	2659	88	64	182	4000	1.505
42	2746	87	64	185	4185	1.524
43	2833	87	65	187	4372	1.543
44	2919	86	65	190	4562	1.563
45	3005	85	66	192	4754	1.582
46	3089	85	66	194	4947	1.601
47	3173	84	67	196	5143	1.621
48	3256	83	67	198	5341	1.640
49	3338	82	67	199	5540	1.660
50	3419	81	68	200	5740	1.679
51	3499	80	68	202	5942	1.698
52	3578	79	68	203	6145	1.717
53	3656	78	68	204	6349	1.737
54	3733	77	68	205	6553	1.756
55	3808	76	68	205	6759	1.775
56	3883	74	69	206	6965	1.794

¹ On-farm body weight (i.e. feed present in intestinal tract).

² Feed consumption per living bird.

³ FCR includes initial body weight at placement and does not account for mortality.

NOTE: In the table the values are rounded. This may result in small inaccuracies when using the objectives to calculate other performance statistics.

As-Hatched Performance

Day	Weight (lb) ¹	Daily Gain (lb)	Av. Daily Gain (lb)	Daily Intake (lb)	Cum. Intake (lb) ²	FCR ³
0	0.097					
1	0.136	0.039			0.026	0.193
2	0.176	0.041		0.035	0.061	0.347
3	0.222	0.046		0.043	0.104	0.470
4	0.273	0.051		0.051	0.155	0.569
5	0.330	0.057		0.059	0.214	0.649
6	0.394	0.064		0.067	0.282	0.714
7	0.465	0.071	0.053	0.076	0.358	0.769
8	0.543	0.078	0.056	0.085	0.442	0.815
9	0.628	0.085	0.059	0.094	0.536	0.853
10	0.720	0.092	0.062	0.103	0.639	0.887
11	0.820	0.100	0.066	0.113	0.752	0.917
12	0.927	0.107	0.069	0.123	0.875	0.944
13	1.042	0.114	0.073	0.133	1.008	0.968
14	1.163	0.122	0.076	0.144	1.153	0.991
15	1.292	0.129	0.080	0.155	1.308	1.012
16	1.429	0.136	0.083	0.167	1.474	1.032
17	1.572	0.143	0.087	0.178	1.653	1.052
18	1.721	0.150	0.090	0.190	1.843	1.071
19	1.877	0.156	0.094	0.202	2.045	1.089
20	2.040	0.162	0.097	0.214	2.259	1.108
21	2.208	0.168	0.101	0.227	2.486	1.126
22	2.382	0.174	0.104	0.239	2.725	1.144
23	2.562	0.179	0.107	0.251	2.976	1.162
24	2.746	0.184	0.110	0.264	3.240	1.180
25	2.935	0.189	0.114	0.276	3.516	1.198
26	3.129	0.194	0.117	0.288	3.804	1.216
27	3.327	0.198	0.120	0.300	4.104	1.234
28	3.528	0.201	0.123	0.312	4.416	1.252
29	3.732	0.205	0.125	0.324	4.739	1.270
30	3.940	0.208	0.128	0.335	5.074	1.288
31	4.150	0.210	0.131	0.346	5.421	1.306
32	4.363	0.212	0.133	0.357	5.778	1.325
33	4.577	0.214	0.136	0.368	6.146	1.343
34	4.793	0.216	0.138	0.378	6.523	1.362
35	5.010	0.217	0.140	0.388	6.911	1.380
36	5.229	0.218	0.143	0.397	7.309	1.398
37	5.448	0.219	0.145	0.407	7.715	1.417
38	5.667	0.219	0.147	0.415	8.131	1.435
39	5.887	0.219	0.148	0.424	8.554	1.454
40	6.106	0.219	0.150	0.432	8.986	1.473
41	6.325	0.219	0.152	0.439	9.425	1.491
42	6.543	0.218	0.153	0.446	9.872	1.510
43	6.760	0.217	0.155	0.453	10.325	1.528
44	6.977	0.216	0.156	0.459	10.785	1.547
45	7.192	0.215	0.158	0.465	11.250	1.566
46	7.405	0.213	0.159	0.471	11.721	1.584
47	7.617	0.212	0.160	0.476	12.197	1.603
48	7.827	0.210	0.161	0.481	12.677	1.621
49	8.035	0.208	0.162	0.485	13.162	1.640
50	8.241	0.206	0.163	0.489	13.651	1.658
51	8.444	0.204	0.164	0.492	14.143	1.677
52	8.645	0.201	0.164	0.495	14.639	1.695
53	8.844	0.199	0.165	0.498	15.137	1.714
54	9.040	0.196	0.166	0.501	15.637	1.732
55	9.233	0.193	0.166	0.503	16.140	1.750
56	9.424	0.191	0.167	0.504	16.644	1.769

¹ On-farm body weight (i.e. feed present in intestinal tract).

² Feed consumption per living bird.

³ FCR includes initial body weight at placement and does not account for mortality.

NOTE: In the table the values are rounded. This may result in small inaccuracies when using the objectives to calculate other performance statistics.

Male Performance

Day	Weight (lb) ¹	Daily Gain (lb)	Av. Daily Gain (lb)	Daily Intake (lb)	Cum. Intake (lb) ²	FCR ³
0	0.097					
1	0.135	0.038			0.024	0.178
2	0.175	0.040		0.033	0.057	0.324
3	0.220	0.045		0.041	0.098	0.443
4	0.271	0.051		0.049	0.147	0.542
5	0.328	0.057		0.058	0.205	0.623
6	0.393	0.064		0.067	0.272	0.691
7	0.464	0.071	0.052	0.076	0.348	0.749
8	0.543	0.079	0.056	0.086	0.433	0.797
9	0.630	0.087	0.059	0.095	0.528	0.839
10	0.724	0.094	0.063	0.106	0.634	0.876
11	0.826	0.102	0.066	0.116	0.750	0.908
12	0.937	0.110	0.070	0.127	0.877	0.937
13	1.055	0.118	0.074	0.138	1.016	0.963
14	1.181	0.126	0.077	0.150	1.166	0.987
15	1.316	0.134	0.081	0.162	1.328	1.009
16	1.458	0.142	0.085	0.174	1.502	1.030
17	1.608	0.150	0.089	0.187	1.689	1.050
18	1.766	0.158	0.093	0.200	1.889	1.070
19	1.931	0.165	0.097	0.213	2.102	1.089
20	2.103	0.172	0.100	0.226	2.328	1.107
21	2.282	0.179	0.104	0.240	2.568	1.125
22	2.468	0.186	0.108	0.253	2.821	1.143
23	2.660	0.192	0.111	0.267	3.087	1.161
24	2.858	0.198	0.115	0.280	3.367	1.178
25	3.062	0.204	0.119	0.294	3.661	1.196
26	3.271	0.209	0.122	0.307	3.968	1.213
27	3.485	0.214	0.125	0.320	4.288	1.231
28	3.703	0.218	0.129	0.334	4.622	1.248
29	3.926	0.223	0.132	0.347	4.968	1.266
30	4.152	0.226	0.135	0.359	5.328	1.283
31	4.382	0.230	0.138	0.372	5.700	1.301
32	4.615	0.233	0.141	0.384	6.084	1.318
33	4.850	0.236	0.144	0.396	6.480	1.336
34	5.088	0.238	0.147	0.408	6.887	1.354
35	5.328	0.240	0.149	0.419	7.306	1.371
36	5.569	0.241	0.152	0.430	7.736	1.389
37	5.812	0.243	0.154	0.440	8.176	1.407
38	6.055	0.243	0.157	0.450	8.626	1.425
39	6.299	0.244	0.159	0.460	9.085	1.442
40	6.543	0.244	0.161	0.469	9.554	1.460
41	6.788	0.244	0.163	0.478	10.032	1.478
42	7.032	0.244	0.165	0.486	10.517	1.496
43	7.275	0.243	0.167	0.494	11.011	1.514
44	7.518	0.243	0.169	0.501	11.512	1.531
45	7.759	0.242	0.170	0.508	12.020	1.549
46	8.000	0.240	0.172	0.514	12.534	1.567
47	8.238	0.239	0.173	0.520	13.054	1.585
48	8.475	0.237	0.175	0.526	13.580	1.602
49	8.710	0.235	0.176	0.531	14.111	1.620
50	8.943	0.233	0.177	0.536	14.647	1.638
51	9.174	0.231	0.178	0.540	15.186	1.655
52	9.402	0.228	0.179	0.544	15.730	1.673
53	9.628	0.226	0.180	0.547	16.277	1.691
54	9.851	0.223	0.181	0.550	16.827	1.708
55	10.071	0.220	0.181	0.552	17.379	1.726
56	10.288	0.217	0.182	0.555	17.934	1.743

¹ On-farm body weight (i.e. feed present in intestinal tract).

² Feed consumption per living bird.

³ FCR includes initial body weight at placement and does not account for mortality.

NOTE: In the table the values are rounded. This may result in small inaccuracies when using the objectives to calculate other performance statistics.

Female Performance

Day	Weight (lb) ¹	Daily Gain (lb)	Av. Daily Gain (lb)	Daily Intake (lb)	Cum. Intake (lb) ²	FCR ³
0	0.097					
1	0.137	0.040			0.028	0.208
2	0.178	0.041		0.037	0.066	0.370
3	0.224	0.046		0.045	0.111	0.496
4	0.275	0.051		0.053	0.164	0.595
5	0.333	0.057		0.060	0.224	0.674
6	0.396	0.064		0.068	0.292	0.738
7	0.466	0.070	0.053	0.076	0.368	0.789
8	0.543	0.077	0.056	0.084	0.452	0.832
9	0.627	0.083	0.059	0.092	0.544	0.868
10	0.717	0.090	0.062	0.101	0.644	0.899
11	0.814	0.097	0.065	0.110	0.754	0.926
12	0.918	0.104	0.068	0.119	0.873	0.951
13	1.028	0.111	0.072	0.128	1.001	0.974
14	1.145	0.117	0.075	0.138	1.139	0.995
15	1.269	0.124	0.078	0.148	1.288	1.015
16	1.399	0.130	0.081	0.159	1.447	1.034
17	1.535	0.136	0.085	0.170	1.616	1.053
18	1.676	0.142	0.088	0.180	1.797	1.072
19	1.824	0.147	0.091	0.191	1.988	1.090
20	1.976	0.153	0.094	0.202	2.191	1.108
21	2.134	0.158	0.097	0.214	2.404	1.127
22	2.296	0.162	0.100	0.225	2.629	1.145
23	2.463	0.167	0.103	0.236	2.865	1.163
24	2.634	0.171	0.106	0.247	3.112	1.181
25	2.809	0.175	0.108	0.258	3.370	1.200
26	2.987	0.178	0.111	0.269	3.639	1.218
27	3.168	0.181	0.114	0.280	3.919	1.237
28	3.353	0.184	0.116	0.290	4.210	1.256
29	3.539	0.187	0.119	0.301	4.510	1.274
30	3.728	0.189	0.121	0.311	4.821	1.293
31	3.918	0.191	0.123	0.321	5.142	1.312
32	4.111	0.192	0.125	0.330	5.472	1.331
33	4.304	0.193	0.127	0.339	5.811	1.350
34	4.498	0.194	0.129	0.348	6.160	1.369
35	4.693	0.195	0.131	0.357	6.517	1.389
36	4.888	0.195	0.133	0.365	6.882	1.408
37	5.084	0.195	0.135	0.373	7.255	1.427
38	5.279	0.195	0.136	0.381	7.636	1.446
39	5.474	0.195	0.138	0.388	8.024	1.466
40	5.668	0.194	0.139	0.395	8.418	1.485
41	5.862	0.194	0.141	0.401	8.819	1.505
42	6.054	0.193	0.142	0.407	9.226	1.524
43	6.246	0.191	0.143	0.413	9.639	1.543
44	6.436	0.190	0.144	0.418	10.057	1.563
45	6.624	0.188	0.145	0.423	10.480	1.582
46	6.811	0.187	0.146	0.427	10.907	1.601
47	6.996	0.185	0.147	0.432	11.339	1.621
48	7.179	0.183	0.148	0.435	11.774	1.640
49	7.360	0.181	0.148	0.439	12.213	1.660
50	7.538	0.179	0.149	0.442	12.655	1.679
51	7.715	0.176	0.149	0.445	13.100	1.698
52	7.889	0.174	0.150	0.447	13.547	1.717
53	8.060	0.172	0.150	0.449	13.997	1.737
54	8.229	0.169	0.151	0.451	14.448	1.756
55	8.396	0.166	0.151	0.453	14.901	1.775
56	8.560	0.164	0.151	0.454	15.355	1.794

¹ On-farm body weight (i.e. feed present in intestinal tract).

² Feed consumption per living bird.

³ FCR includes initial body weight at placement and does not account for mortality.

NOTE: In the table the values are rounded. This may result in small inaccuracies when using the objectives to calculate other performance statistics.


Notes

A series of horizontal dotted lines spanning the width of the page, intended for handwritten notes.


Carcass Yield - Male

The following table indicates how yields of the major portions change with increasing live weight in each sex. Two types of processing are described: eviscerated yield is broken down into breast meat, thigh and drumstick to represent a portioning operation and into breast meat and leg meat to represent a deboning operation.


		Portion					Debone		
Live Weight kg	Live Weight lb	Eviscerated %	Breast %	Thigh %	Drumstick %	Wing %	Leg Meat %	Breast %	Total Meat %
1.6	3.53	69.60	21.12	13.09	10.12	7.78	15.46	21.12	36.58
1.8	3.97	70.46	22.13	13.35	10.08	7.74	15.95	22.13	38.08
2.0	4.41	71.15	22.93	13.56	10.05	7.71	16.35	22.93	39.29
2.2	4.85	71.71	23.59	13.74	10.03	7.68	16.68	23.59	40.27
2.4	5.29	72.19	24.14	13.88	10.01	7.66	16.95	24.14	41.09
2.6	5.73	72.58	24.61	14.00	9.99	7.64	17.18	24.61	41.79
2.8	6.17	72.93	25.01	14.11	9.97	7.62	17.37	25.01	42.38
3.0	6.61	73.22	25.35	14.20	9.96	7.60	17.54	25.35	42.90
3.2	7.05	73.48	25.65	14.28	9.95	7.59	17.69	25.65	43.35
3.4	7.50	73.71	25.92	14.35	9.94	7.58	17.83	25.92	43.75
3.6	7.94	73.91	26.16	14.41	9.93	7.57	17.94	26.16	44.10
3.8	8.38	74.09	26.37	14.47	9.92	7.56	18.05	26.37	44.42
4.0	8.82	74.26	26.56	14.52	9.91	7.55	18.14	26.56	44.70
4.2	9.26	74.40	26.73	14.56	9.90	7.54	18.23	26.73	44.96
4.4	9.70	74.54	26.89	14.60	9.90	7.54	18.30	26.89	45.19
4.6	10.14	74.66	27.03	14.64	9.89	7.53	18.37	27.03	45.41
4.8	10.58	74.77	27.16	14.68	9.89	7.53	18.44	27.16	45.60




Eviscerated %: Eviscerated carcass (without neck, abdominal fat and internal organs) as a percentage of live weight.




Drumstick %: Whole drumstick (with skin and bone) as a percentage of live weight.



Breast %: Breast meat (without skin and bone) as a percentage of live weight.



Wing %: Whole wing, clean cut at the joint (with skin and bone) as a percentage of live weight.



Thigh %: Whole thigh (with skin and bone) as a percentage of live weight.


Leg %: Whole leg (without skin and bone) as a percentage of live weight.
 Total meat %: Whole leg and breast (without skin and bone) as a percentage of live weight.

Note: These figures represent dry yield. They do not include any moisture retained during chilling or processing. Carcass component yields will vary among processing plants depending on, for example, type of equipment used and the exact portion(s) being produced.


Carcass Yield - Female

The following table indicates how yields of the major portions change with increasing live weight in each sex. Two types of processing are described: eviscerated yield is broken down into breast meat, thigh and drumstick to represent a portioning operation and into breast meat and leg meat to represent a deboning operation.


		Portion					Debone		
Live Weight kg	Live Weight lb	Eviscerated %	Breast %	Thigh %	Drumstick %	Wing %	Leg Meat %	Breast %	Total Meat %
1.6	3.53	69.88	22.56	13.27	9.67	7.76	16.05	22.56	38.60
1.8	3.97	70.83	23.75	13.43	9.59	7.71	16.20	23.75	39.95
2.0	4.41	71.59	24.70	13.55	9.52	7.67	16.32	24.70	41.02
2.2	4.85	72.20	25.48	13.65	9.47	7.64	16.42	25.48	41.90
2.4	5.29	72.72	26.13	13.74	9.42	7.62	16.50	26.13	42.63
2.6	5.73	73.16	26.68	13.81	9.39	7.59	16.57	26.68	43.25
2.8	6.17	73.53	27.15	13.88	9.35	7.58	16.63	27.15	43.78
3.0	6.61	73.86	27.55	13.93	9.32	7.56	16.68	27.55	44.24
3.2	7.05	74.14	27.91	13.98	9.30	7.54	16.73	27.91	44.64
3.4	7.50	74.39	28.23	14.02	9.28	7.53	16.77	28.23	45.00
3.6	7.94	74.61	28.51	14.06	9.26	7.52	16.81	28.51	45.31
3.8	8.38	74.81	28.76	14.09	9.24	7.51	16.84	28.76	45.59
4.0	8.82	74.99	28.98	14.12	9.22	7.50	16.87	28.98	45.85




Eviscerated %: Eviscerated carcass (without neck, abdominal fat and internal organs) as a percentage of live weight.




Drumstick %: Whole drumstick (with skin and bone) as a percentage of live weight.



Breast %: Breast meat (without skin and bone) as a percentage of live weight.



Wing %: Whole wing, clean cut at the joint (with skin and bone) as a percentage of live weight.



Thigh %: Whole thigh (with skin and bone) as a percentage of live weight.

Leg %: Whole leg (without skin and bone) as a percentage of live weight.
 Total meat %: Whole leg and breast (without skin and bone) as a percentage of live weight.

Note: These figures represent dry yield. They do not include any moisture retained during chilling or processing. Carcass component yields will vary among processing plants depending on, for example, type of equipment used and the exact portion(s) being produced.

Notes

A series of horizontal dotted lines for taking notes.



Aviagen and the Aviagen logo, Ross and the Ross logo, and Efficiency Pro and the Efficiency Pro logo are registered trademarks of Aviagen in the US and other countries. All other trademarks or brands are registered by their respective owners.

Privacy Statement: Aviagen collects data to effectively communicate and provide information to you about our products and our business. This data may include your email address, name, business address and telephone number. To view our full Privacy Policy visit [Aviagen.com](https://www.aviagen.com)

© 2022 Aviagen.

0822-AVNR-151